



# Collages For A Better World

---

- Recommended Age: 12+
- Materials needed: magazines, paper, glue, scissors, markers, pencils

## Objectives

---

- Explore the roots of sexual violence
- Envision a better world that is free from sexual violence
- Brainstorm what attitudes and actions could promote a better world
- Use creativity to create a collage exploring these ideas

## Summary

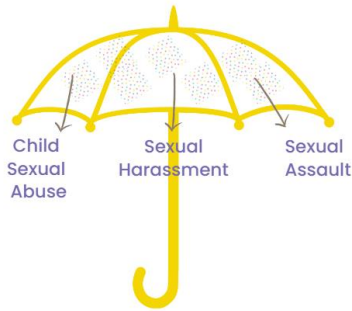
---

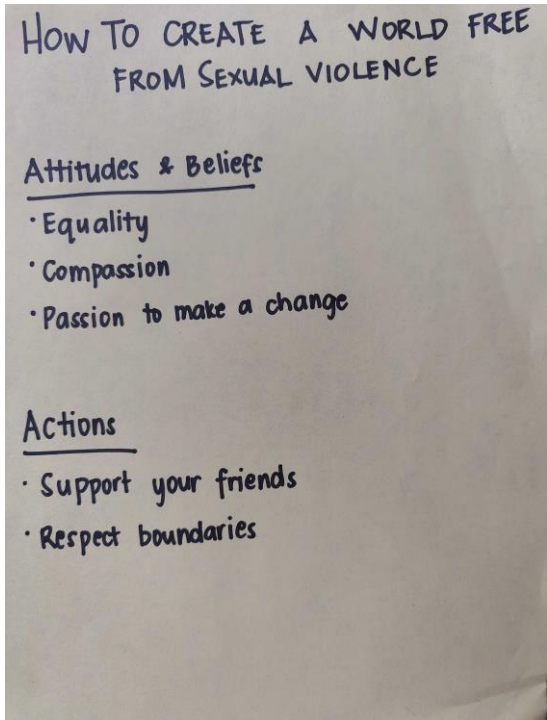
This activity could be used in a classroom or by parents or caregivers. However, it can be used by anyone and the instructions can be modified. We do however encourage that the activity be done with more than one person. This is so that both people are able to have a conversation about sexual violence and how to create a world free from sexual violence.

There will be conversation examples throughout to give tips on how to lead these discussions that can sometimes be challenging. There is also knowledge on sexual violence that is provided throughout that is based on research and best practices.

---

# Step by Step Photos

Steps	Instruction
<p>Sexual Violence</p> 	<p><b><u>Step 1</u></b></p> <p>Explain that today we will be exploring sexual violence and why people may choose to use it. Then lead a conversation on sexual violence. Here are some tips for how to do this:</p> <p><b>Example Conversation Script:</b></p> <p><b>Question:</b> What is sexual violence?</p> <p><b>Answer:</b> Sexual violence is any sexual act that disregards another person's consent. It can be physical or psychological. Sexual violence is also an umbrella term that describes other types of sexual violence like: sexual harassment, sexual assault, and child sexual abuse.</p> <p><b>Question:</b> Why would someone choose to use sexual violence?</p> <p><b>Answer:</b> Someone may choose to use sexual violence because they hold discriminatory beliefs that have not been challenged. People who hold these beliefs may think others are 'less than' and not deserving of respect or dignity. They might also want to hold power and control over another person. When people act on these</p>

	<p>beliefs, they may ignore someone else's consent or push their boundaries.</p> <p><b>Question:</b> What are some types of discrimination? <b>Answer:</b> Racism, Sexism, Ageism, Classism, Heterosexism, Cissexism, Colonialism, Ableism, etc.</p> <p>Additional information on the 'Isms' is available on the Tree of Sexual Violence Handout.</p>
 <p>HOW TO CREATE A WORLD FREE FROM SEXUAL VIOLENCE</p> <p><u>Attitudes &amp; Beliefs</u></p> <ul style="list-style-type: none"> <li>• Equality</li> <li>• Compassion</li> <li>• Passion to make a change</li> </ul> <p><u>Actions</u></p> <ul style="list-style-type: none"> <li>• Support your friends</li> <li>• Respect boundaries</li> </ul>	<p><b>Step 2</b></p> <p>Now we will move into a discussion of how we can create a better world free from sexual violence.</p> <p>Write your answers down on paper. Use the example in the photo as a reference.</p> <p><b>Example Conversation Script:</b></p> <p><b>Question:</b> What attitudes and beliefs could we replace discriminatory beliefs with to create a better world free from sexual violence? <b>Examples:</b> Equality, Empathy</p> <p><b>Question:</b> What actions could we take to promote these better beliefs? <b>Examples:</b> Always asking for consent, Challenging discrimination</p>



### **Step 3**

Now we will start to create your collage.

Take a large piece of paper and write your title in the middle.

#### **Some example titles:**


- How to Create a World Free from Sexual Violence
- Seeds of Change- Challenging Sexual Violence



### **Step 4**

Look through your magazines and find images and text that match the attitudes, beliefs, and actions you wrote down earlier.

Cut out the images and text.



### **Step 5**

Place the photos and text in a meaningful way around the central title. Use as much creativity as you want.

Glue on the photos and text.



## Step 6

Once you are finished with your collage, take a moment to reflect on your artwork.

### Reflection Questions:

**Question:** How do you feel about your collage? Is there anything you feel you would add or take away from it?

**Question:** What are some actions you could take in your life based on what you created in your collage?



## Step 7

You can repeat this process and create a collage for another topic around sexual violence.

For example, you could explore: 'Healing and Self Care' or 'How to Support a Friend'.

# Teacher/Caregiver Notes

---

The following are more resources to provide information on sexual violence, the roots of sexual violence, and how to work towards communities free from sexual violence:

- <https://www.youtube.com/watch?v=0oP6YNGdAQA>
- <https://aasas.ca/ending-sexual-violence/why-sexual-violence-occurs/>
- <https://aasas.ca/ending-sexual-violence/everyday-ways-to-end-sexual-violence/>

## Reflection

---

How did this activity impact you? What were some of the things you learned?

If you did this activity again, what would you change or do differently?

What are your next steps to build on or act on what you learned through this activity?